

Turning the Power On and Off

- Turning the Power On
Press and hold for more than one second.
- Turning the Power Off
Press and hold for more than one second.

Checking Your Own Phone Number and E-mail Address





From the stand-by screen: press ➔ press .

Making/Answering a Call




- Making a Call
From the stand-by screen: enter the phone number ➔ press .
- To end the call: press .
- Answering a Call
Press while the phone is ringing.
To adjust the earpiece volume during a call: press ➔ press [OK].

Storing/Recalling an Entry in the Phone Book

● Storing an Entry





From the stand-by screen: press and hold  for more than one second ➔ press  to select the item ➔ press  [選択] (Select) to enter the data ➔ press  [登録] (Add).

● Recalling an Entry

From the stand-by screen: press  to display the Name Search screen ➔ press  to select the name ➔ press  [選択] (Select) to display the entry's details screen.

Using the Camera (Movie Clips/Photos)

● Recording a Movie Clip

From the stand-by screen: press and hold  for more than one second ➔ press  [録画] (Rec) to start recording ➔ press  [保存] (Save) to save the movie.
To stop recording: press  [停止] (Stop) during recording.

● Taking a Photo

From the stand-by screen: press and hold  for more than one second ➔ press  [撮影] (Shot) to take a photo ➔ press  [保存] (Save) to save the photo.

Making an International Call

Ex: To call 212-123-△△△△ in the USA





English Announcement Function

You can play Voice Mail Service operation instructions and answering messages in English.

From the stand-by screen: press  ➔ press  ➔ press  ➔ press  ➔ press  [発信] (Call).

Other Handy Features

● Setting the Manner Mode

From the stand-by screen: press and hold  for more than one second.
To cancel Manner mode: press and hold  for more than one second from the stand-by screen.

● Setting the Voice Memo

From the stand-by screen: press and hold  for more than one second.
To cancel the Voice Memo: press and hold  for more than one second from the stand-by screen.

For inquiries, please contact

au Customer Service Center (General Information)

- If you are calling from a landline phone: ☎ 0077-7-111 (toll free)
- If you are calling from an au mobile phone: 157 (toll free)